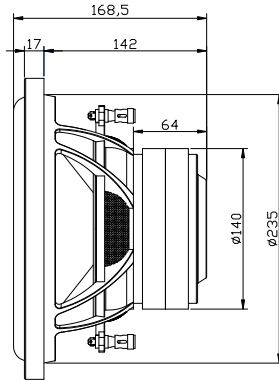
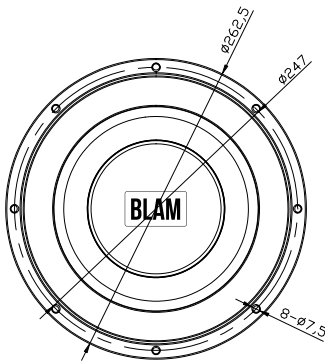


LIVE

L25 DB

Subwoofer

- 250 mm (10") subwoofer
- Max. power 600 W / Nominal Power 300 W



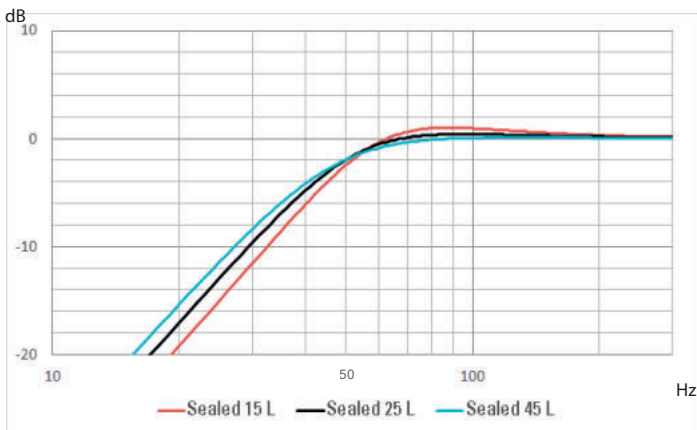
Driven by passion.

TECHNICAL SPECIFICATIONS

Component	Subwoofer	
Max power	600 W	
Nominal power	300 W	
Impedance	2 x 2 Ω	
Freq. Response	45 Hz - 500 Hz	
Sensitivity (2,83V/1m)	92.3 dB	
Magnet	Ferrite Y30	
Magnet size Ø x h	2 x 140 x 20 mm	2 x 5.512" x 0.787"
Total driver displacement	1.1 l	0.039 cf
Weight of one component	5.5 kg	12.125 lb
Voice coil Ø	60 mm	2.362"
Voice coil height	30 mm	1.181"
Cone	Paper	

THIELE-SMALL PARAMETERS

effective Ø (d)	205 mm
Sd	330.06 cm ²
Xmax	13 mm
Re	1.23 Ω
Fs	38.64 Hz
Le	287.30 μH @ 1 kHz
L2	875.76 μH @ 10 kHz
Vas	19.68 L
Mms	131.89 g
Cms	0.000129 m/N
BL	7.61 Tm
Qts	0.63
Qes	0.68
Qms	8.78



SEALED

Internal volume Vb	Qtc	F-3dB	Boost
15 L	0.960	47 Hz	1.0 dB at 77 Hz
25 L	0.844	45 Hz	0.4 dB at 81 Hz
45 L	0.757	44 Hz	0.1 dB at 130 Hz